



**2023-2024**

# **STUDENT ACCOMMODATION PLAN**

REVIEW DRAFT MARCH 16, 2023



PREPARED BY: Facilities Services

Karen M. Black

BOARD APPROVED: April 11, 2023

# Purpose

- Analysis of historical and projected enrollment
- Balance enrollment and capacity – short term
- Framework for long term capacity planning
- Thorough explanation of the planning process
- Relationship to other planning documents
  - Five Year Work Program
  - Educational Plant Survey
- Data, data and more data!

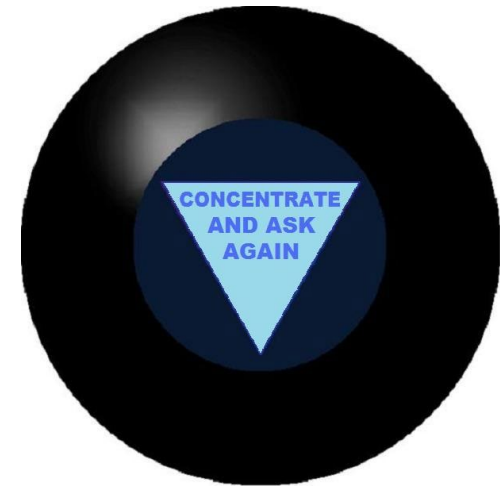


# Highlights

- Portable moves
  - Input to capital planning
  - Prepare for summer moves
- Program accommodation
  - BLAST
  - CTE
  - Gardendale Separate Day School (work in progress)
  - Alternative Learning Centers (work in progress)
  - Early childhood learning
  - Adult education
- New capacity



# Interesting Data

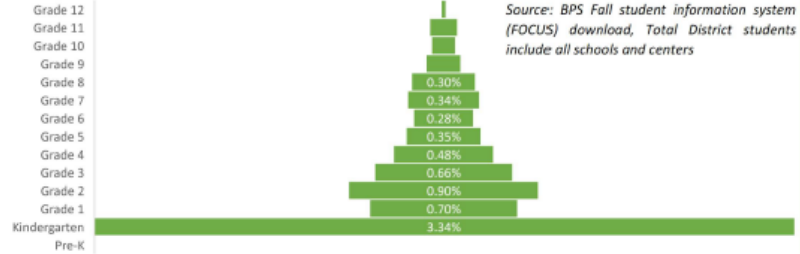


- From – To Charts
  - Out of zone patterns
- Projections
  - Growth in Titusville, Viera, Palm Bay areas may stress existing facilities
  - High School capacity becoming an issue
- Charter School Growth
  - Concentration in Palm Bay, West Melbourne and Viera areas
  - Pattern of increasing percentage of charter school enrollment in the lower grades over time
- Family Empowerment Scholarship Growth
  - Growth at all grade levels, with more significant growth in secondary grades

SCHOOL BOARD OF BREVARD COUNTY  
FY 2023-2024 STUDENT ACCOMMODATION PLAN

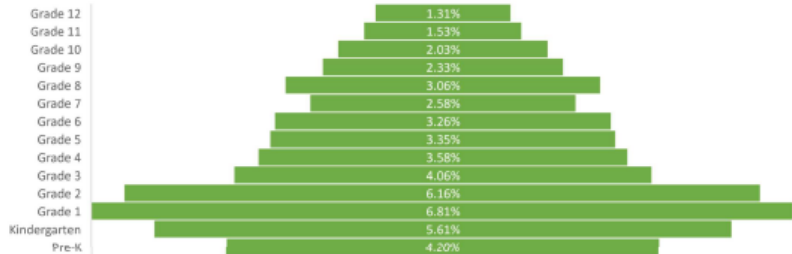


Histogram Side by Side Comparison of the Percentage of Total District Students Under Family Empowerment Scholarships: SY 2019-20, SY 2021-22, and SY 2022-23  
Percentage of District Total Students under Family Empowerment Scholarship by Grade, SY 2019-20

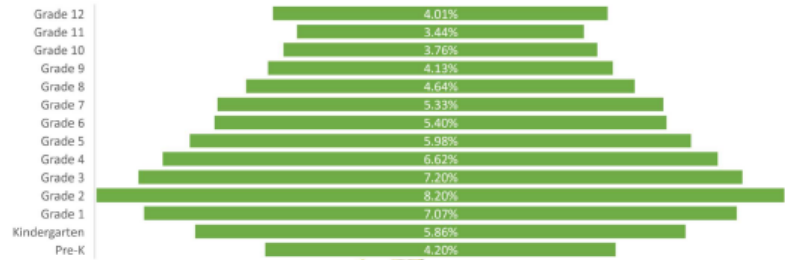


Source: BPS Fall student information system (FOCUS) download, Total District students include all schools and centers

Percentage of District Total Students under Family Empowerment Scholarship by Grade, SY 2021-22



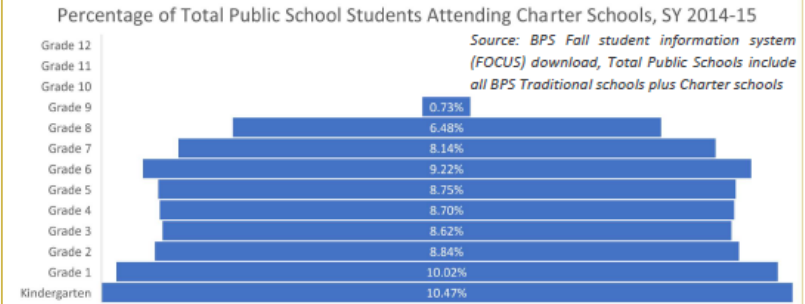
Percentage of District Total Students under Family Empowerment Scholarship by Grade, SY 2022-23



SCHOOL BOARD OF BREVARD COUNTY  
FY 2023-2024 STUDENT ACCOMMODATION PLAN

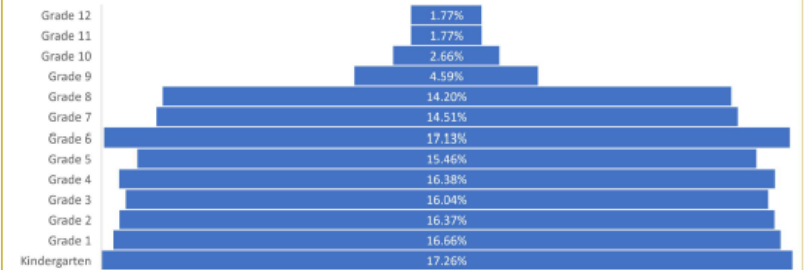


Histogram Side by Side Comparison of the Percentage of Total Public School Students Attending Charter Schools: SY 2014-15, SY 2021-22, and SY 2022-23  
Percentage of Total Public School Students Attending Charter Schools, SY 2014-15

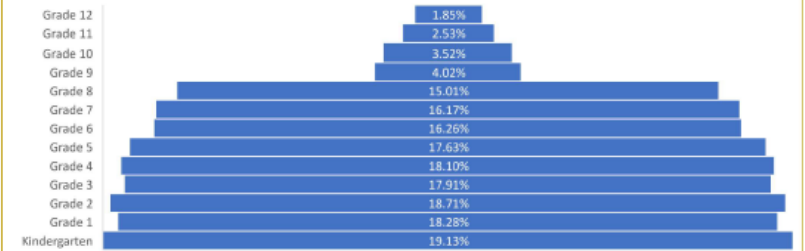


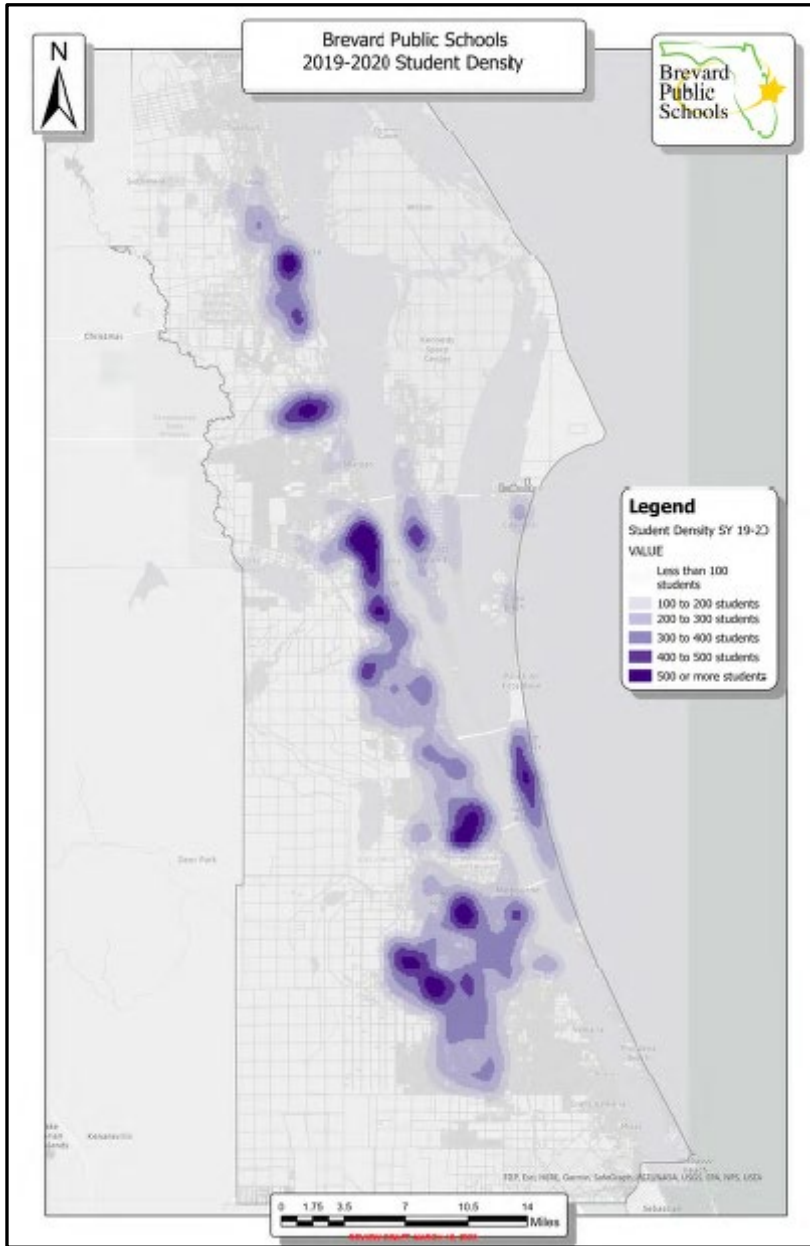
Source: BPS Fall student information system (FOCUS) download, Total Public Schools include all BPS Traditional schools plus Charter schools

Percentage of Total Public School Students Attending Charter Schools, SY 2021-22

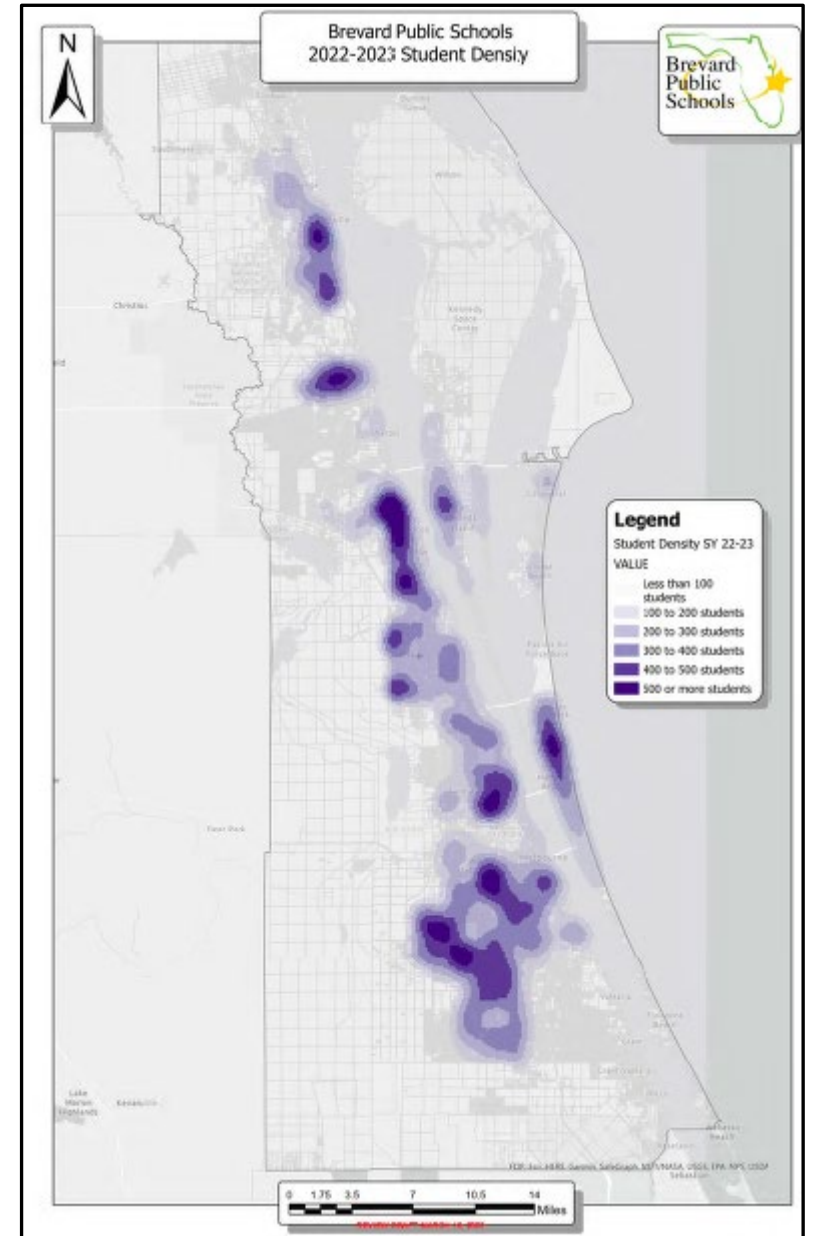


Percentage of Total Public School Students Attending Charter Schools, SY 2022-23





Comparison of  
Student Density  
SY 2019-2020 vs.  
SY 2022-2023



# Summary

- Great source of data about BPS
- Informs capital plan
  - Portable classroom moves
  - Need for new portable classrooms
  - New capacity planning
  - Program facility needs
- Trends affecting BPS
  - Development activity
  - School choice within BPS
  - Charter school growth
  - Family empowerment scholarship growth



*School Board consideration for approval 04.11.2023*