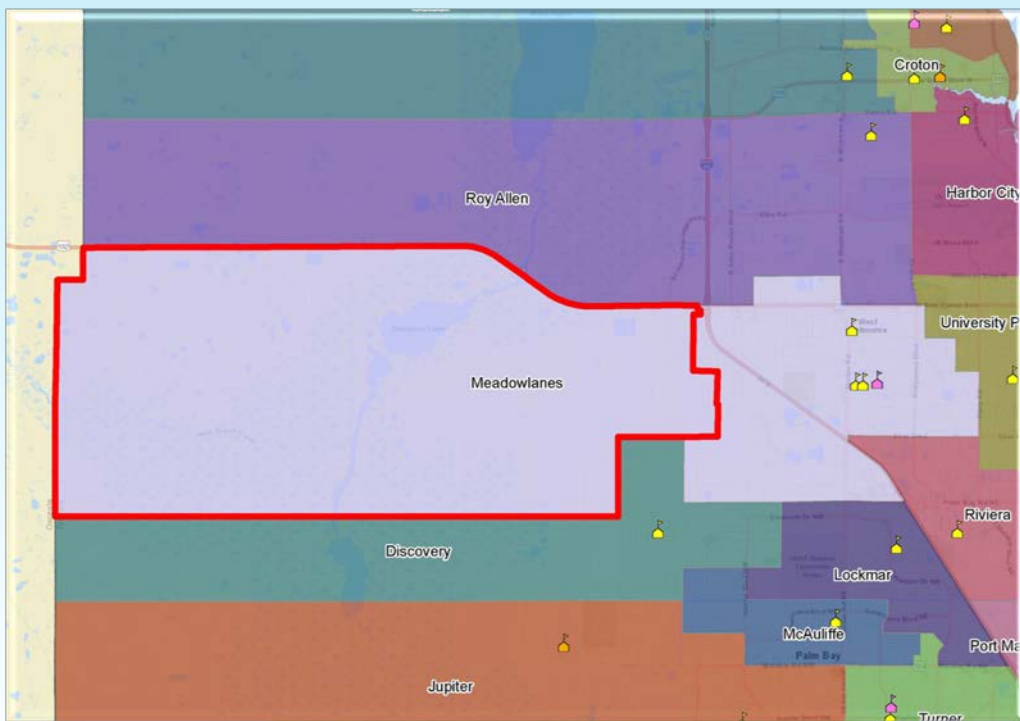


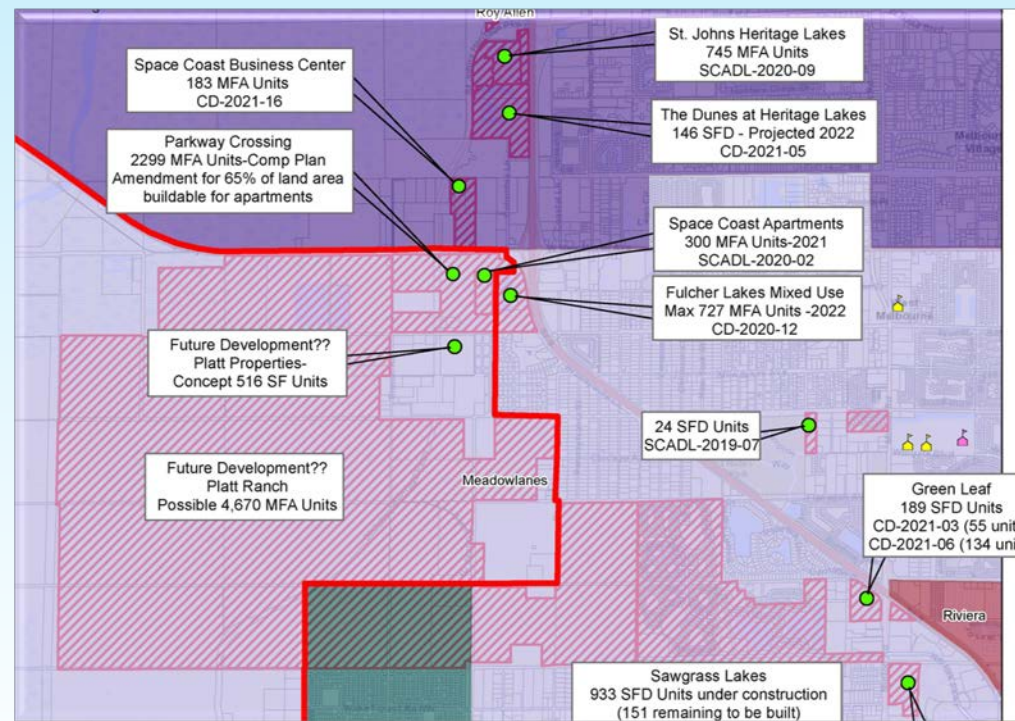
Meadowlanes to Discovery Elementary School

3
students
affected

The intent of this proposal is to adjust attendance boundaries ahead of significant growth anticipated in the area south of US 192 and west of Interstate 95.



Predominately vacant land



Anticipated growth in the area south of US 192

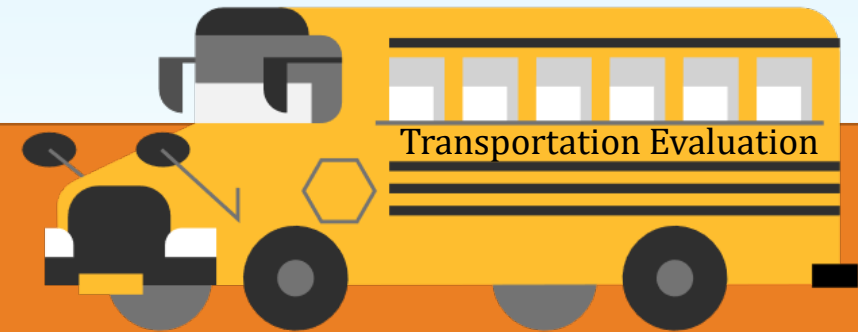
Meadowlanes to Discovery Elementary School

- Proactive shift ahead of expected residential growth.
 - Space Coast Apartments (300 Units, 81 projected elementary students and a potential to build 2000 additional units, adding 540 elementary students in future phases)
 - PMG West Melbourne (preliminary 770 Multi-family units, 208 elementary students)
 - Future development potential of over 4,000 units west along St Johns Heritage Parkway, could generate over 1000 elementary students.

School	Current Students	Current Utilization	Proposed Students	Proposed Utilization
Meadowlane Intermediate	832	74.7%	831	74.6%
Meadowlane Primary	678	82.3%	676	82.0%
Discovery	615	62.8%	618	63.1%

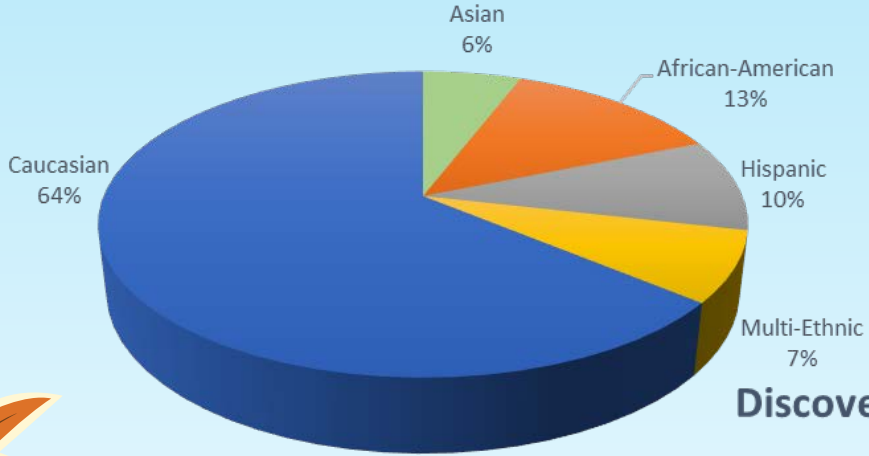
Based on SY2021-22, Survey II student information downloaded data, dated 10-15-2021

- No effect on students within a 2-mile radius
- All students would be outside the 2-mile boundary and eligible for a bus.
- As new homes are built, buses will be added to Discovery
- The scenario has no effect on bus rides over 45 minutes.

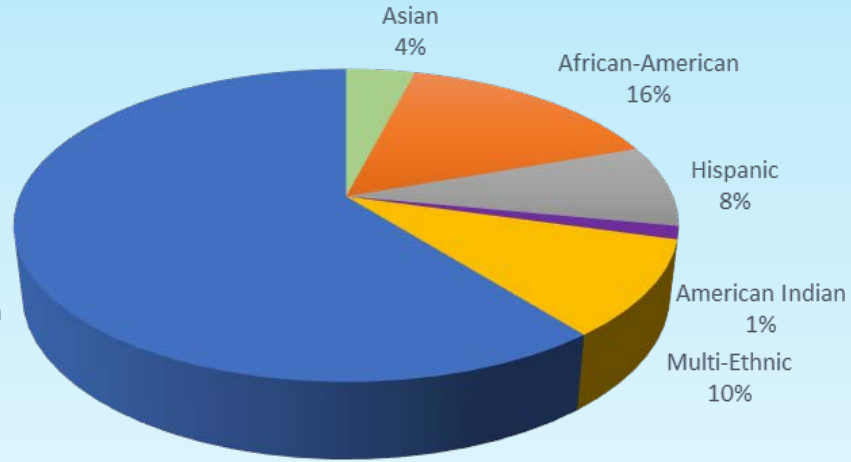


Meadowlanes to Discovery Elementary School

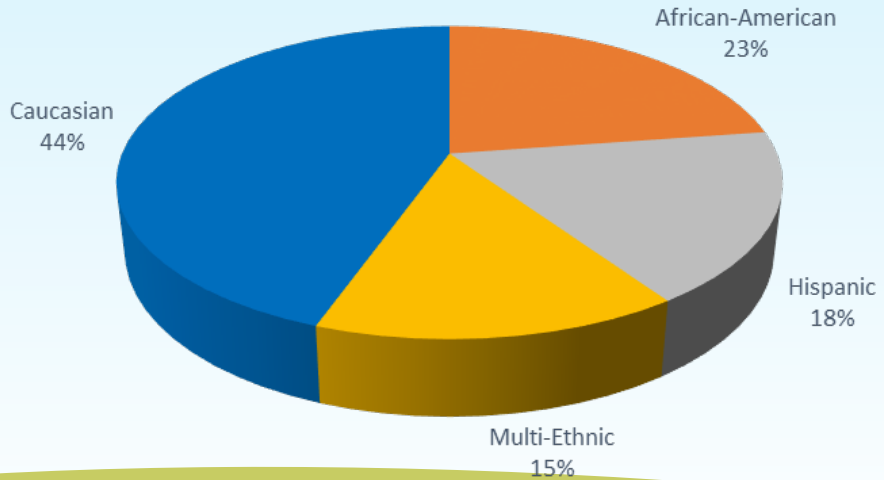
Meadowlane Intermediate



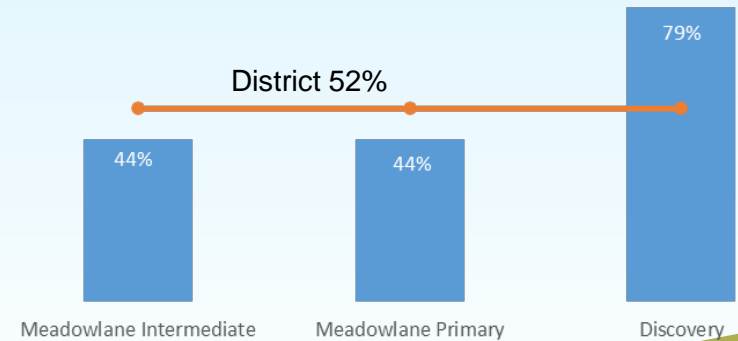
Meadowlane Primary



Discovery



Percentage of Students Receiving Free or Reduced Lunch



Post-redistricting demographics

Meadowlanes to Discovery Elementary School

- ✓ Public Engagement
 - Attendance Boundary Change webpage
 - Affected local governments
 - Letters to 3 affected families
- ✓ Special Consideration
 - Rising 6th graders

