



Brevard Public Schools Independent Citizens Oversight Committee

Annual Report to the School Board
December 14, 2021

ICOC Members

- Gary Shiffrin, Chair*
- Gene Cavallucci, Vice Chair*
- Kyle Brown, Secretary
- Kayla Spellman, Treasurer *
- Brian Blenis*
- Brenda Burgener
- Dr. Joseph Finley, Jr.
- Margaret Goudelock
- Mark Young*
- Vincent Pryce
- James Green**

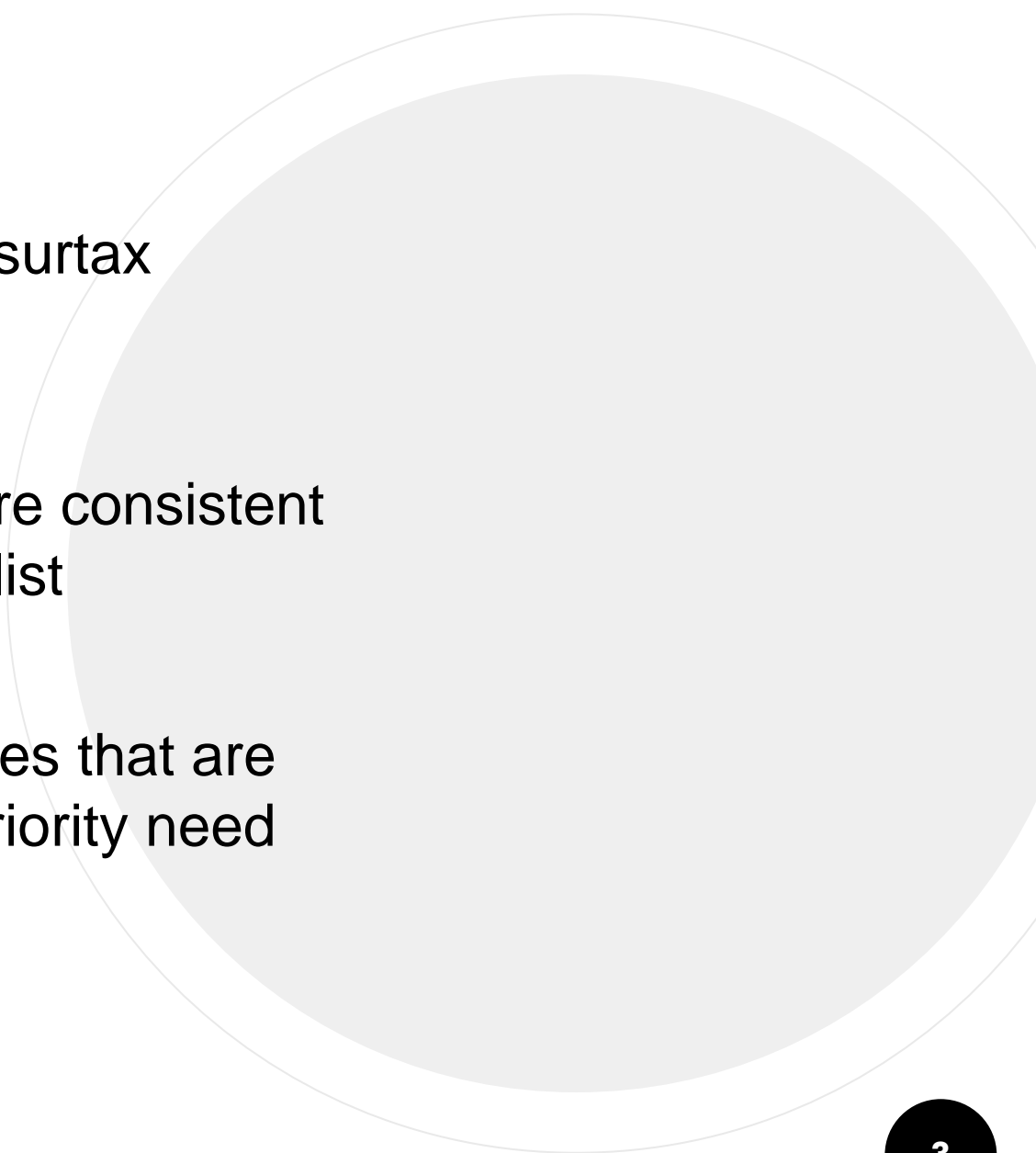
**Appointed February 2015*

**Appointed February 2015; retiring February 2022*

***Term begins February 2022*

ICOC Purpose



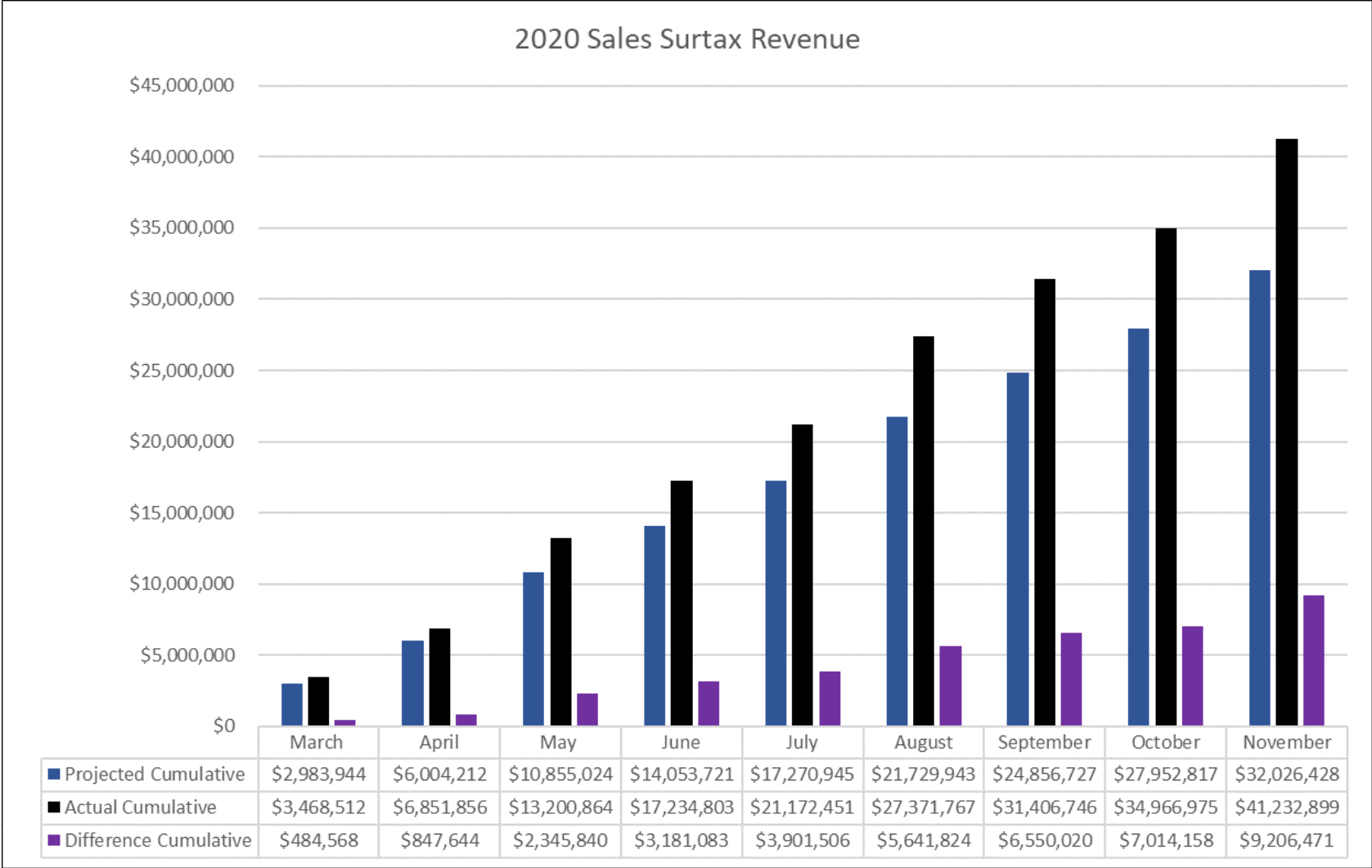
- ✓ General oversight of sales surtax expenditures
 - ✓ Assure that expenditures are consistent with the site-based priority list
 - ✓ Evaluate capital expenditures that are substituted due to higher priority need
- 

Revenue Allocation

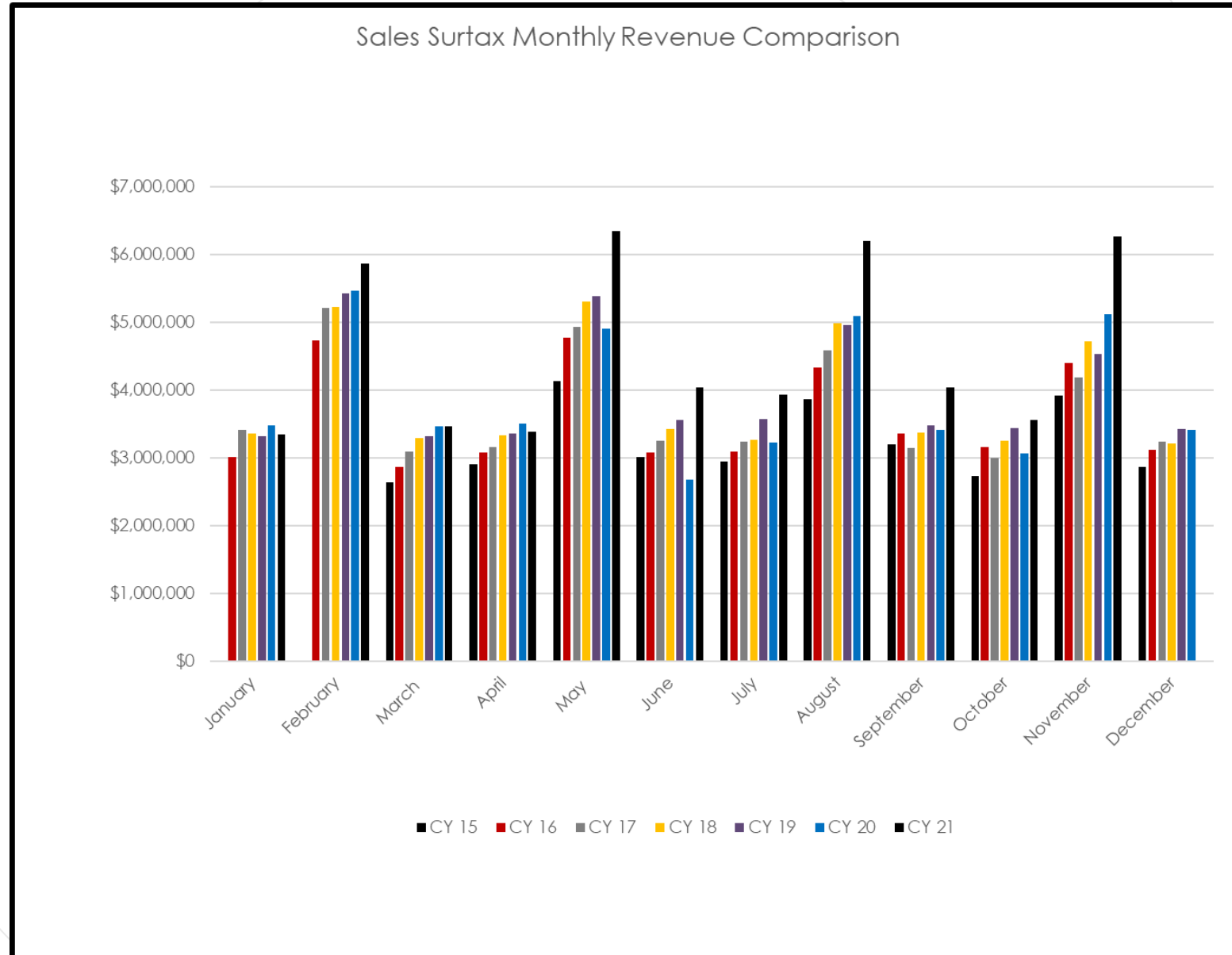
Group		Amount	Percent
Security	\$	36,000,000	15%
Educational Technology	\$	36,000,000	15%
Facility Renewal	\$	168,000,000	70%
Total	\$	240,000,000	100%



2020 Sales Surtax Revenue through November 30, 2021



Monthly Revenue Comparison



Revenue Shared with Charter Schools

Educational Horizons	0.139%	\$57,313.73
Emma Jewel Charter	0.484%	\$199,567.26
Imagine School of West Melbourne	0.653%	\$269,250.82
Odyssey Charter	2.251%	\$928,152.58
Odyssey Prep	0.572%	\$235,852.20
Palm Bay Academy	0.452%	\$186,372.70
Pineapple Cove Academy	1.213%	\$500,155.06
Pineapple Cove West Melbourne	0.882%	\$363,674.18
Pinecrest Academy Space Coast	0.522%	\$215,235.73
Royal Palm Charter	0.451%	\$185,960.38
Sculptor Elementary	0.755%	\$311,308.39
Viera Charter	1.767%	\$728,585.31
Total	10.141%	\$4,181,428.34

Through November 2021

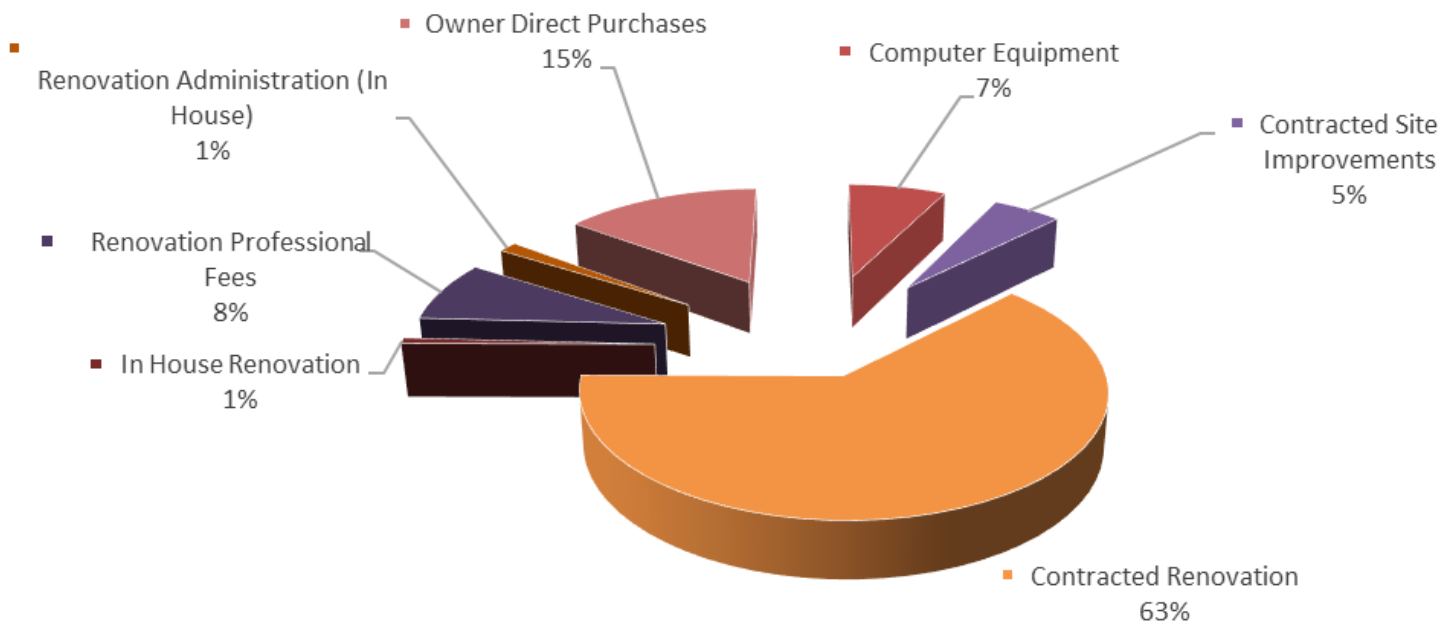


Sales Surtax Encumbrance and Expense Summary through November 30, 2021


		Encumbrance and Expense Total
Educational Technology 2014 Surtax	\$	27,560,437.68
District School Security 2014 Surtax	\$	15,039,975.11
Facility Renewal 2014 Surtax	\$	186,777,186.58
Subtotal 2014 Sales Surtax	\$	229,377,599.36
Educational Technology 2020 Surtax	\$	1,012,480.21
District School Security 2020 Surtax	\$	2,936,070.78
Facility Renewal 2020 Surtax	\$	9,432,465.49
Subtotal 2020 Sales Surtax	\$	13,381,016.48
Total Sales Surtax	\$	242,758,615.84
Capital Funds on Projects	\$	26,373,680.97
Total	\$	269,132,296.81



Surtax Expenditures and Encumbrances by Type through November 30, 2021



Sales Surtax Encumbrance and Expense Summary



HVAC	\$	135,754,975	55.9%
Electrical	\$	22,122,792	9.1%
Security	\$	17,976,046	7.4%
Educational Technology Equipment	\$	15,800,760	6.5%
Building Envelope/Roofing	\$	15,012,783	6.2%
Educational Technology Infrastructure	\$	12,772,158	5.3%
Canopies to Classrooms	\$	7,922,094	3.3%
Plumbing	\$	4,161,483	1.7%
Code/Fire Alarm	\$	3,821,003	1.6%
Classrooms	\$	3,189,306	1.3%
Site Utilities	\$	1,721,248	0.7%
Playground & Pavilion Renewal	\$	1,217,817	0.5%
Athletic Renewal	\$	797,686	0.3%
Paint	\$	488,465	0.2%
Total	\$	242,758,616	100.0%

Through November 2021


Projects

- *Summer 2021 Projects – 2020 Surtax and 2014 Surtax*
 - Saturn Elementary
 - Sewer and water system renewal, LED lighting, classroom renewal
 - Pinewood Elementary
 - HVAC, classroom walls, canopy
 - Mila Elementary
 - HVAC, LED lighting, paint
 - Creel Elementary
 - Classroom walls, LED lighting, paint
- *Summer 2021 HVAC Projects – 2014 Sales Surtax*
 - Titusville High
 - Gemini Elementary
 - Meadowlane Primary and Intermediate
 - Eau Gallie High School
 - Jupiter Elementary
 - Riviera Elementary
 - Manatee Elementary
 - Edgewood Jr./Sr. High School
 - Cocoa Beach Jr./Sr. High School

Palm Bay Magnet High School – Tennis Courts



Rockledge High School – Auditorium Seating



Creel Elementary – Classroom Renewal



District Wide – Interior & Exterior Painting

- Columbia
- Discovery
- Endeavour
- Golfview
- Madison
- McNair
- Oak Park
- University Park





Audits



